



DIGITAL X-RAY

# CHIROPRACTIC SOLUTIONS

Revolutionary Imaging Systems




[2020imaging.net/chiro](http://2020imaging.net/chiro)



# Wireless, Fixed, & Hybrid DR




## MOMENTUM 14X17 WIRELESS FLATPANEL



- Wireless Interface
- Rapid Charge
- Cesium Scintillator
- Lithium Ion Capacitor
- Featherlight 5.5 lbs
- Cassette Sized
- 16-bit Images

## HYBRID 17X17 FLATPANEL



- Wireless or Tethered Interface
- Cesium Scintillator
- Lithium Ion Battery
- Lightweight 9.5 lbs
- Cassette Sized
- 14-bit Images

## WIRELESS 14X17 FLATPANEL

- Wireless Interface
- Cesium Scintillator
- Lithium Ion Battery
- Lightweight 8 lbs
- Cassette Sized
- 14-bit Images



## TETHERED 17X17 DETECTOR **NEW**

- Tethered Interface
- Cesium Scintillator
- 16-bit Images




# Retrofit and New X-Ray



## \* RETROFIT ANY X-RAY

Wireless & Fixed DR Compatible



\*upper cervical configuration



## VERSITILE STRAIGHT-ARM

- Superior Image Quality
- 17x17 Fixed DR compatible
- Space-Saving Design
- Full Range of Motion
- Motorized Vertical Movement
- Detents on 30°, 60°, 90°, & 120°
- H.T. Cables
- 125Kvp, 300k HU, 0.6-1.2mm FS

[2020imaging.net/straight-arm](http://2020imaging.net/straight-arm)

# Opal-CHIRO Software

## ACQUISITION INTERFACE

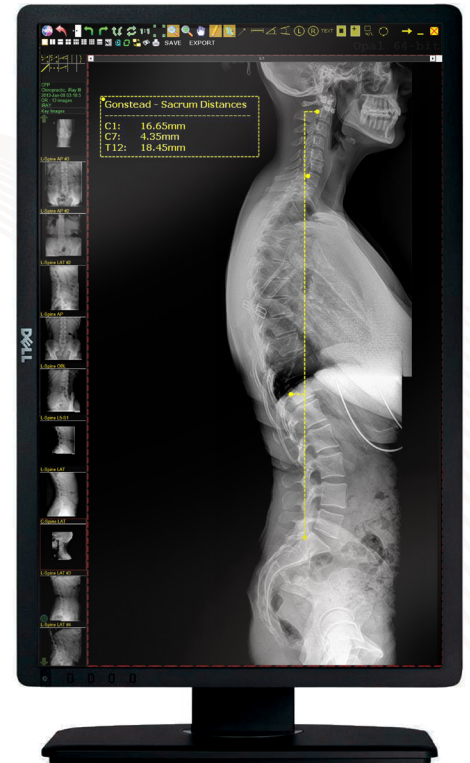


- Under 6 second Processing
- Background Submission
- Preset X-ray Exams
- Adult & Pediatrics Available
- Anatomical Program (APR)
- Fully Customizable
- Advanced Image Processing
- Image Adjustment Tools
- Touchscreen Enabled
- User Friendly Interface

## ADVANCED CHIROPRACTIC TOOLSET

- Advanced Orthogonal Analysis
- Angles (Regular, Cobb)
- Gonstead Measurements
- Cervical Curve
- Blair
- Lumbar Curve
- George's Lines
- Orthospinology
- Ilium Analysis
- Full Spine Stitching
- Line Drawing
- Spine Labeling
- Measuring
- \*Penning Analysis

Examples of Full Spine Stitching & Gonstead Measurement ⇄



## Multi-funtion Studylist

- EHR Integration Ready\*
- Burn/Import CDs
- Custom Search/Query
- Customized User Settings



## MOBILE VIEWING WITH M-OPAL<sup>†</sup>

iPad®, iPhone®, Android™, Blackberry®, any mobile or smart device!



- Lightweight & Fast
- Patient List & Viewer
- Simple Annotations Enabled
- Tap, Drag, and Pinch
- Patient Filter & Search



## CLOUD-BACKUP INCLUDED<sup>††</sup>

- Live Synchronization
- 448-bit encryption (traffic)
- Enterprise Grade
- Fully Monitored
- Fully Customizable
- Recover Deleted Files

Advanced  
Superior  
Efficient  
Reliable  
Affordable

[2020imaging.net/chiro](http://2020imaging.net/chiro)

